

Paving - Limestone and Limestone Grande

Atenstone® collection.

Limestone Grand Bullnose




Limestone Pearl Blend



Limestone Pearl Blend



Limestone Honeycomb Blend



paving paving paving paving paving pa

Atenstone® is Adbri Masonry's premium wet cast paving range and comprises Limestone, Fossilstone and the impressive new Limestone Grande. The appearance of natural Limestone improves with time as traffic, climate change and markings gently age and soften the surface.

Limestone is inspired by the timeless natural appeal of the limestone pavements of Ancient Europe. The palette of soft neutral colours offered in this range ensures a variety of choice and pleasing aesthetics when introduced into any environment. By combining quality, soft neutral colours and the strength of concrete, Adbri Masonry has created a unique and highly desirable paving range.

Limestone Grande is a new larger format paver measuring 600 x 400 x 40mm and is available in 3 colours - Pearl Blend, Honeycomb Blend and Graphite Blend. Limestone and Limestone Grande have matching bullnoses for use as pool edges, on steps or to cap walls. The Limestone Grande bullnose has the surface texture continued round the bullnose. These pavers are suitable for pedestrian traffic, however they can be laid onto a concrete sub-base for driveways.

For more information please refer to our laying instructions on pages 18 and 19 or refer to the CMAA (Concrete Masonry Association of Australia) Design and Construction Guide MA44.



Limestone Grande Honeycomb Blend

Limestone Grande Honeycomb Blend



Limestone Pearl Blend

Paving - Fossilstone

Atenstone® collection.


Fossilstone Pearl Blend



Fossilstone Graphite Blend



Fossilstone Honeycomb Blend



paving paving paving paving paving pa

The surface of fossilstone wet cast pavers has the detail of naturally distressed European pavements, which gives an authentic aged slate look. The concrete composition of these natural looking paves ensures strength and longevity is maintained, with pavers capable of withstanding the elements.

Fossilstone pavers measure 400 x 400 x 40mm and have a matching bullnose paver for use as pool edging, on steps and to cap walls. This range is available in 4 neutral shades.

Fossilstone pavers are suitable for pedestrian traffic; however if installed correctly onto a concrete sub-base they can be used for driveways.

For more information please refer to our laying instructions on pages 18 and 19 or refer to the CMAA (Concrete Masonry Association of Australia) Design and Construction Guide MA44.

Product Guide - Atenstone®


Type	Size (mm)	No. per m ²	No. per tonne	No. per pallet	Applications
Limestone Grande	600 x 400 x 40	4.16	46	72	Pathways, Patios, Steps, Pool Edges, Domestic Driveways (laid onto a concrete sub-base)
Limestone Grande Bullnose	600 x 400 x 40	1.66 per L/m	46	72	
Limestone	400 x 400 x 40	6.25	75	108	
Limestone Bullnose	400 x 400 x 40	2.5 per L/m	75	108	
Fossilstone™	400 x 400 x 40	6.25	75	108	
Fossilstone™ Bullnose	400 x 400 x 40	2.5 per L/m	75	108	

Limestone Grande is now available in a new large format (600 x 400 x 40mm).

Adbri Masonry strongly recommend that the Atenstone® range of pavers be installed on a mortar bedding due to slight thickness variations.

Colour Chart - Limestone and Limestone Grande

Pearl Blend*



Sorrento



Honeycomb Blend*




Graphite Blend*



*Limestone Grande is only available in Pearl, Honeycomb Blend and Graphite Blend.

Colour Chart - Fossilstone

Pearl Blend



Sorrento



Honeycomb Blend



Graphite Blend

